


SPECIFICATIONS

Customer	
Product Name	Switching Doide
Oyd Part	1N5819
Package	SOD-123

Approved By	Checked By	Issued By
_____	_____	

Shenzhen Ouyada Electronics Co., Ltd.

Address: Galaxy Century Building located at the southwest junction of Shennan Avenue and Caitian Road, Futian District, Shenzhen Room 2412-2413 A building

Tel: 0086-755-82793361 83951116 **Fax:** 0086-755-83951115 **E-Mail:**oyd@szoyd.com

【For Customer approval Only】 Date: _____

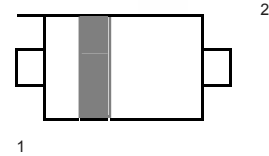
Qualification Status: Full Restricted Rejected

Approved By	Verified By	Re-checked By	Checked By

Comments: _____

FEATURES

- Low Forward Voltage Drop
- Guard Ring Construction for Transient Protection
- Negligible Reverse Recovery Time
- Low Reverse Capacitance

SOD-123

Maximum Ratings and Electrical Characteristics, Single Diode @T_A=25°C

Parameter	Symbol	Limits	Unit
Peak Repetitive Peak reverse voltage	V _{RRM}	40	V
Working Peak	V _{RWM}		
DC Blocking Voltage	V _R		
RMS Reverse Voltage	V _{R(RMS)}	28	V
Forward Continuous Current	I _{FM}	350	mA
Repetitive Peak Forward Current @t≤1.0s	I _{FRM}	1.5	A
Power Dissipation	P _d	400	mW
Thermal Resistance Junction to Ambient	R _{θJA}	300	°C/W
Storage temperature	T _{STG}	-65~+125	°C

Electrical Ratings @T_A=25°C

Parameter	Symbol	Min.	Typ.	Max.	Unit	Conditions
Reverse Breakdown Voltage	V _{(BR)R}	40			V	I _R =100μA
Forward voltage	V _F			0.37 0.60	V	I _F =20mA I _F =200mA
Reverse current	I _{RM}			5.0	μA	V _R =30V
Capacitance between terminals	C _T			50	pF	V _R =0V, f=1.0MHz
Reverse Recovery Time	t _{rr}		10		ns	I _F =I _R =200mA I _{rr} =0.1X I _R , R _L =100Ω

Typical Characteristics

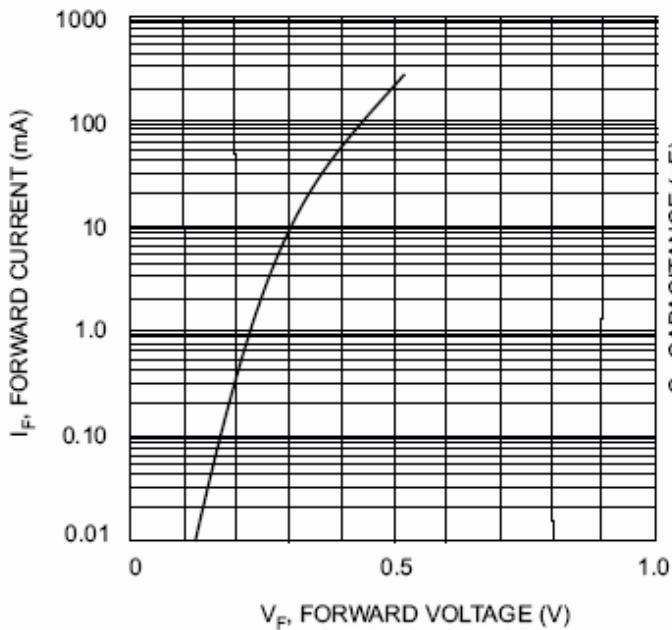


Fig. 1 Typical Forward Characteristics

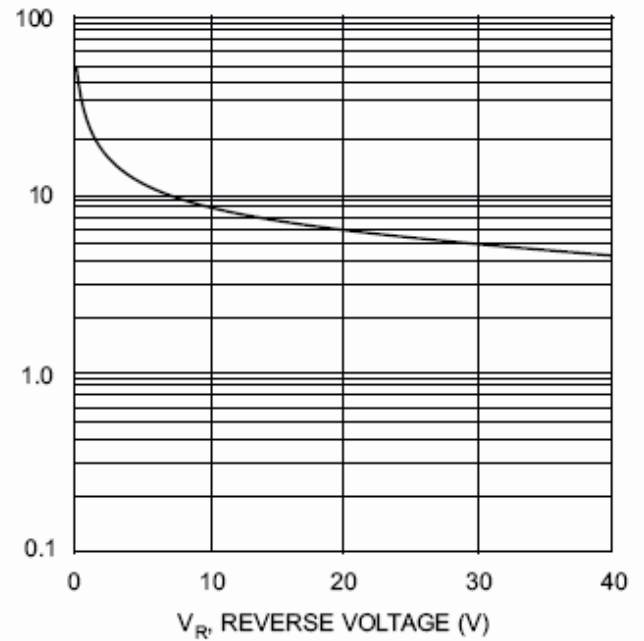


Fig. 2 Typ. Junction Capacitance vs Reverse Voltage