


SPECIFICATIONS

Customer	
Product Name	Fast Switching Doide
Oyd Part Number	1N4148W
Package	SOD-123

Approved By	Checked By	Issued By
_____	_____	

Shenzhen Ouyada Electronics Co., Ltd.

Address: Galaxy Century Building located at the southwest junction of Shennan Avenue and Caitian Road, Futian District, Shenzhen Room 2412-2413 A building

Tel: 0086-755-82793361 83951116 Fax: 0086-755-83951115 E-Mail:oyd@szoyd.com

【For Customer approval Only】 Date: _____

Qualification Status: Full Restricted Rejected

Approved By	Verified By	Re-checked By	Checked By

Comments: _____

FAST SWITCHING DIODES

SOD-123

FEATURES

- Fast Switching Speed
- Surface Mount Package Ideally Suited for Automatic Insertion
- For General Purpose Switching Applications
- High Conductance


Maximum Ratings and Electrical Characteristics, Single Diode @T_A=25°C

Parameter	Symbol	Limits	Unit
Non-Repetitive Peak reverse voltage	V _{RM}	100	V
Peak Repetitive Peak reverse voltage	V _{RRM}	75	V
Working Peak Reverse Voltage	V _{RWM}		
DC Blocking Voltage	V _R		
RMS Reverse Voltage	V _{R(RMS)}	53	V
Forward Continuous Current	I _{FM}	300	mA
Average Rectified Output Current	I _O	150	mA
Peak forward surge current @=1.0μs @=1.0s	I _{FSM}	2.0 1.0	A
Power Dissipation	P _d	400	mW
Thermal Resistance Junction to Ambient	R _{θJA}	315	°C/W
Junction temperature	T _j	125	°C
Storage temperature	T _{STG}	-65~+150	°C

Electrical Ratings @T_A=25°C

Parameter	Symbol	Min.	Typ.	Max.	Unit	Conditions
Forward voltage	V _{F1}			0.715	V	I _F =1mA
	V _{F2}			0.855	V	I _F =10mA
	V _{F3}			1.0	V	I _F =50mA
	V _{F4}			1.25	V	I _F =150mA
Reverse current	I _{R1}			1	μA	V _R =75V
	I _{R2}			25	nA	V _R =20V
Capacitance between terminals	C _T			2	pF	V _R =0V, f=1MHz
Reverse Recovery Time	t _{rr}			4	ns	I _F =I _R =10mA I _{rr} =0.1X I _R , R _L =100Ω

Typical Characteristics

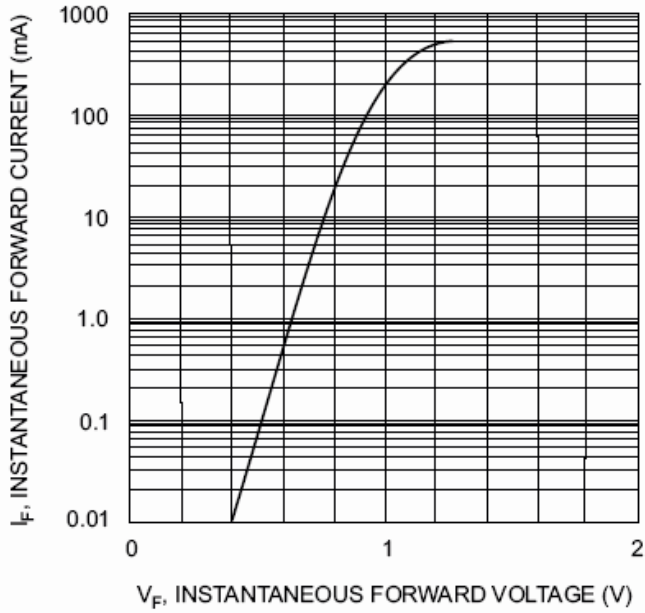


Fig. 1 Forward Characteristics

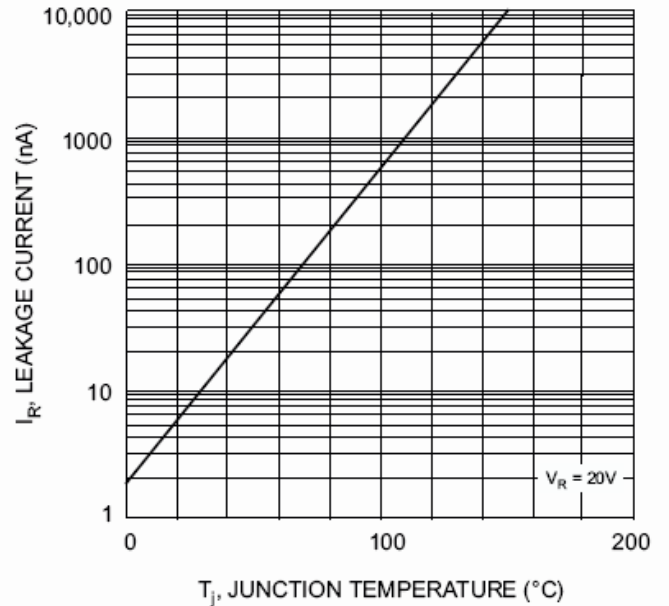


Fig. 2 Leakage Current vs Junction Temperature